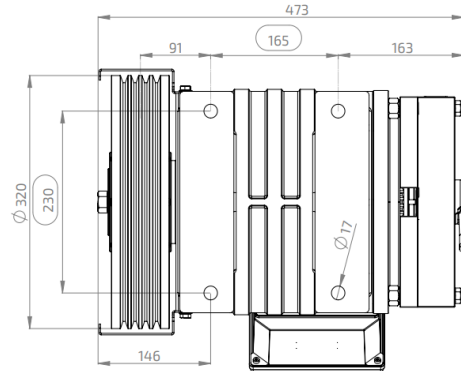
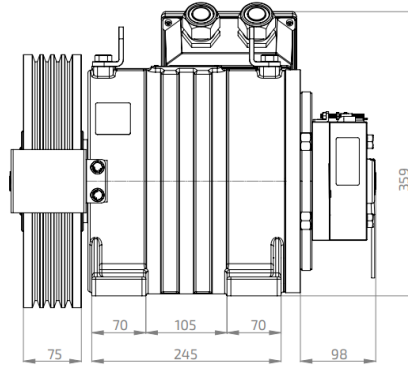
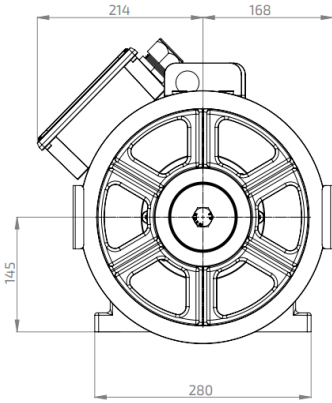


Model / Model

A145-200Nm 0400-1,00

Yük-Yolcu / Load-Person		400 Kg (5 Person)
Hız / Speed		1,0 m/s
Aski / Roping		2 / 1
Kasnak-Hatve / Sheave-Pitch		ø320 x 4 x ø8 / 14
V Kanal Açısı / V Groove Angle		40°
Enkoder / Encoder		Endat / Sincos / Biss-C
Fren / Brake Magnet		200 V DC
Duty Cycle / Görev Faktörü		S3 40%
Machine Weight / Makine Ağırlığı		150Kg
Maks. Statik Yük / Max. Static Load		4500Kg (2/1)
Tork / Torque		200 Nm
Bağlantı / Connect		(Y) Star
Devir / Motor RPM		120 RPM
Frekans / Frequency		32 Hz
Kutup Sayısı / Number of Poles		32 Poles
Motor Gücü / Motor Power		2,51 kW
Akım / Current		6,1 A
Voltaj / Terminal Voltage		378 V AC
Cosφ / Cos φ		0,84



Astes Asansör ölçüler ve veriler üzerinde değişiklik yapma hakkına sahiptir.

The dimensions and data are subject to change without notice.